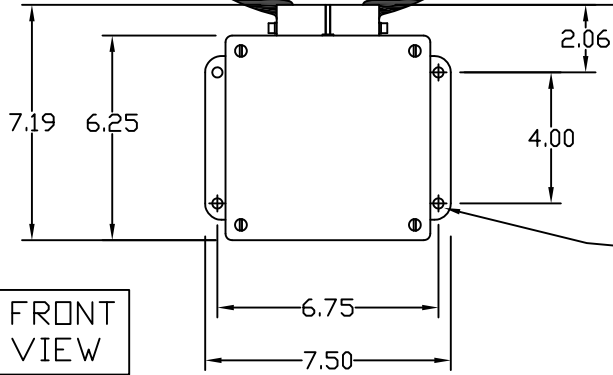


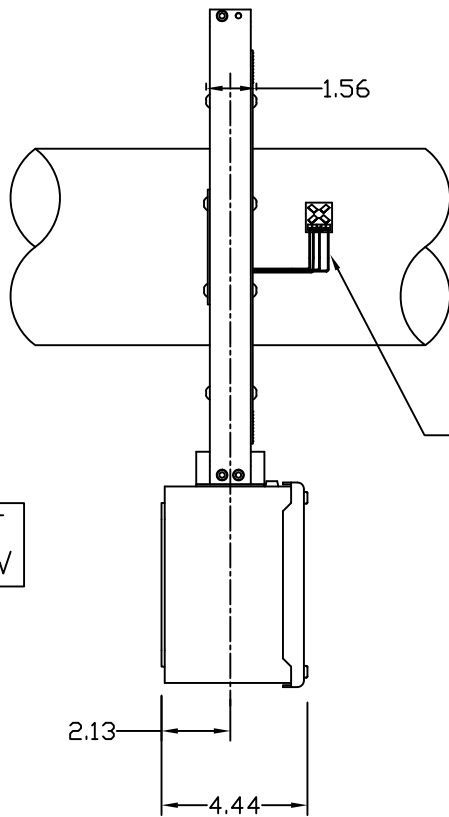
SHAFT DIA RANGE		A	B	C
12	14	10.19	9.19	19.38
14	16	11.19	10.19	21.38
16	20	13.19	12.19	25.38
20	24	15.19	14.19	29.38
24	28	17.19	16.19	34.38
28	32	19.19	18.19	38.38
32	36	21.19	20.19	42.38
36	40	23.19	22.19	46.38

ALL DIMENSIONS IN INCHES



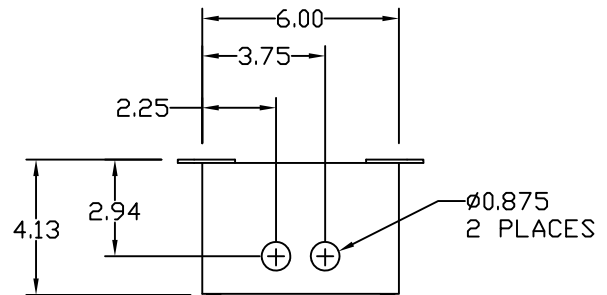
FRONT VIEW

MAX BOLT SIZE 0.313"
MAX WASHER SIZE 0.750"



LEFT VIEW

CUSTOMER INSTALLED STRAIN GAGE



BOTTOM VIEW

6-8 INCH SYSTEM SHOWN IN THIS EXAMPLE

**BINSFELD ENGINEERING INC.
TORQUETRAK REVOLUTION
MOUNTING DIMENSIONS**